



A year-round essential, our best-selling t-shirt has been voted "most popular" by groups, teams, clubs and schools across America.

- 6.1-ounce, 100% soft spun cotton
- 98/2 cotton/poly (Ash)
- 90/10 cotton/poly (Athletic Heather)

CARE INSTRUCTIONS

Machine wash cold, inside out, with like colors. Only non-chlorine bleach when needed. Tumble dry medium. Do not iron.



front



back

HOW TO MEASURE






CHEST WIDTH

Measure under the arm and around the fullest part of the chest with arms down, keeping tape horizontal.

SIZE CHART

	XS	S	M	L	XL
Chest	25-26	26-28	28-30	30-32	32-35
Size	4	6/8	10/12	14/16	18/20

COLOR INFORMATION

 Aquatic Blue PMS 2389C	 Ash* PMS COOL GREY 3 C	 Athletic Heather* PMS COOL GREY 7 C	 Athletic Maroon PMS 209C	 Cardinal PMS 7638C	 Charcoal PMS COOL GRAY 11C	 Daffodil Yellow PMS 7401C	 Dark Green PMS 560C	 Deep Marine PMS 3584C	 Gold PMS 137C	 Jet Black PMS NTR BLACK C
 Kelly PMS 340C	 Lemon Yellow PMS 7406C	 Light Blue PMS 278C	 Lime PMS 367C	 Navy PMS 2380C	 Orange PMS 172C	 Orange Sherbet PMS 2025C	 Pale Pink PMS 684C	 Purple PMS 7672C	 Red PMS 200C	 Royal PMS 2133C
 Sand PMS 2312C	 Sangria PMS 2046C	 Sapphire PMS 2185C	 Stonewashed Blue PMS 2157C	 Stonewashed Green PMS 7538C	 Ultramarine Blue PMS 2129C	 White	 Yellow PMS 127C			