



Fine twill lends a classic look.

- Fabric: 65/35 poly/cotton
- Structure: Structured
- Profile: Mid
- Closure: Self-fabric slide closure with buckle and grommet



front



back

HOW TO MEASURE







HATS

Measure the circumference around the head, above the eyebrow and at the widest part of the head. Divide number by 3.14 for hat size.

SIZE CHART

	OSFA
Hat Size	6 5/8- 8
Head Size	20 7/8- 25 1/8

COLOR INFORMATION

					
Black PMS NTR BLACK C	Khaki PMS 7530C	Navy PMS 7547C	Red PMS 201C	Royal PMS 7687C	White