



# Authentic 100% Cotton T-Shirt. 5250



- 6-ounce, 100% ComfortSoft® cotton
- 99/1 cotton/poly (Ash)
- 60/40 cotton/poly (Charcoal Heather, Oxford Grey)
- 90/10 cotton/poly (Light Steel)
- Tagless label
- Double-needle coverseamed crewneck
- Lay-flat collar
- Shoulder-to-shoulder taping
- Double-needle sleeves and hem

### CARE INSTRUCTIONS

Turn inside out. Machine wash cold. Dark colors separately.  
Only non-chlorine bleach when needed. Tumble dry low. Cool iron if needed exclusive of decoration.

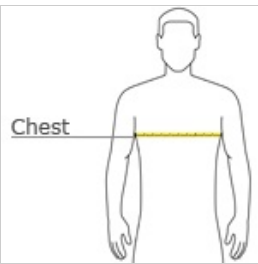


front



back

### HOW TO MEASURE




































#### CHEST WIDTH

Measure under the arm and around the fullest part of the chest with arms down, keeping tape horizontal.

### SIZE CHART

|       | S     | S     | M     | M     | L     | L     | XL    | XL    | 2XL   | 3XL   | 3XL   | 4XL   | 5XL   |
|-------|-------|-------|-------|-------|-------|-------|-------|-------|-------|-------|-------|-------|-------|
| Chest | 34-36 | 34-36 | 38-40 | 38-40 | 42-44 | 42-44 | 46-48 | 46-48 | 50-52 | 54-56 | 54-56 | 58-60 | 62-64 |

### COLOR INFORMATION

|  |  |  |   |   |  |   |   |   |   |   |
|--|--|--|---|---|--|---|---|---|---|---|
| <br>Aquatic Blue<br>PMS 2915C  | <br>Ash*<br>PMS COOL GREY<br>7C | <br>Black<br>PMS BLACK 6C       | <br>Cardinal<br>PMS 208C       | <br>Carolina Blue<br>PMS 279C          | <br>Charcoal Heather*             | <br>Daffodil Yellow<br>PMS 1205C   | <br>Deep Forest<br>PMS 5535C | <br>Deep Red<br>PMS 207C | <br>Deep Royal<br>PMS 662C | <br>Denim Blue<br>PMS 646C |
| <br>Fatigue Green<br>PMS 5815C | <br>Gold<br>PMS 137C            | <br>Kelly Green<br>PMS 340C     | <br>Lavender<br>PMS 2635C      | <br>Light Blue<br>PMS 283C             | <br>Light Steel*                  | <br>Lime<br>PMS 367C               | <br>Maroon<br>PMS 505C       | <br>Navy<br>PMS 289C     | <br>Orange<br>PMS 172C     | <br>Oxford Grey*           |
| <br>Pink<br>PMS 211C           | <br>Purple<br>PMS 2685C         | <br>Sand<br>PMS WARM GRAY<br>3C | <br>Shamrock Green<br>PMS 347C | <br>Smoke Grey<br>PMS COOL GRAY<br>11C | <br>Stonewashed Blue<br>PMS 5425C | <br>Stonewashed Green<br>PMS 5635C | <br>Teal<br>PMS 633C         | <br>White                | <br>Wow Pink<br>PMS 213C   | <br>Yellow<br>PMS 106C     |

\*Not all sizes are available in every color.